

EXPERT BRICKS

RERA REG. NO.  
UPRERAPRJ4975

**NIRALA**<sup>TM</sup>  
**INDIA**  
WINNING REAL ESTATE TEAM



**GREENSHIRE**

Experience the Greens...

**NIRALA**  
**Greenshires**  
Greater Noida West  
PH-1 (G6 To G12, G14)





EXPERT BRICKS

# NIRALA Greenshire





EXPERT BRICKS





EXPERT BRICKS





EXPERT BRICKS



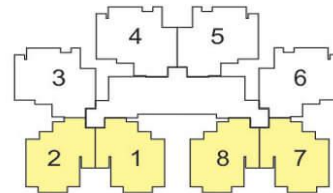


**TYPICAL UNIT PLAN  
2 BED + 2 TOI**

**Carpet Area: 566.719 sq. ft.**  
**Built-up Area: 775.431 sq. ft.**  
**Saleable Area: 950 sq. ft.**



**KEY PLAN  
G-11, G-12 & G-14**



- NOTE :** Conversion 1000 MM = 3.28 FT. & 1 SQ.MT. = 10.764 SQ.FT.
- Measurement of dimension are from unplastered wall to unplastered wall.
    - Balcony dimension are inclusive of parapet wall & railing.
    - Carpet Area as per RERA.

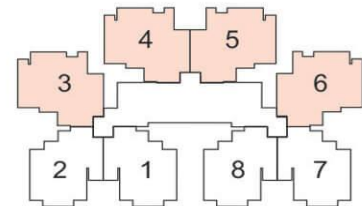


**TYPICAL UNIT PLAN  
2 BED + 2 TOI + STUDY**

Carpet Area: 637.976 sq. ft.  
Built-up Area: 852.501 sq. ft.  
**Saleable Area: 1060 sq. ft.**



**KEY PLAN  
G-11, G-12 & G-14**



- NOTE :** Conversion 1000 MM = 3.28 FT. & 1 SQ.MT. = 10.764 SQ.FT.
- Measurement of dimension are from unplastered wall to unplastered wall.
    - Balcony dimension are inclusive of parapet wall & railing.
    - Carpet Area as per RERA.

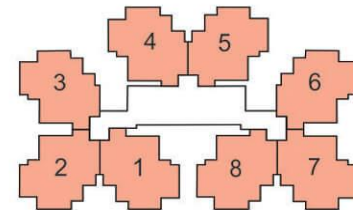


**TYPICAL UNIT PLAN  
2 BED + 2 TOI + STUDY**

Carpet Area: 711.386 sq. ft.  
 Built-up Area: 949.053 sq. ft.  
**Saleable Area: 1185 sq. ft.**



**KEY PLAN  
G-8**



- NOTE :** Conversion 1000 MM = 3.28 FT. & 1 SQ.MT. = 10.764 SQ.FT.
- Measurement of dimension are from unplastered wall to unplastered wall.
  - Balcony dimension are inclusive of parapet wall & railing.
  - Carpet Area as per RERA.



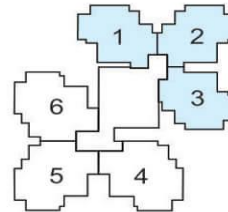


**TYPICAL UNIT PLAN  
3 BED + 2 TOI**

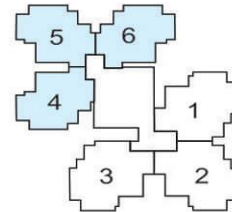
Carpet Area: 777.154 sq. ft.  
 Built-up Area: 1028.706 sq. ft.  
**Saleable Area: 1280 sq. ft.**



**KEY PLAN  
G-7**



**KEY PLAN  
G-9**



**NOTE :** Conversion 1000 MM = 3.28 FT. & 1 SQ.MT. = 10.764 SQ.FT.

- Measurement of dimension are from unplastered wall to unplastered wall.
- Balcony dimension are inclusive of parapet wall & railing.
- Carpet Area as per RERA.

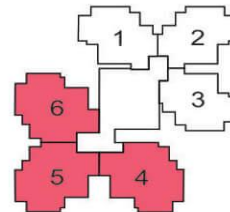


**TYPICAL UNIT PLAN  
3 BED + 2 TOI (TYPE - I)**

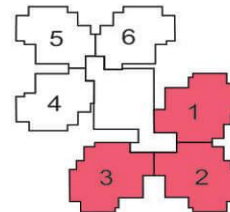
Carpet Area: 897.709 sq. ft.  
Built-up Area: 1152.921 sq. ft.  
**Saleable Area: 1470 sq. ft.**



**KEY PLAN  
G-7**



**KEY PLAN  
G-9**



**NOTE :** Conversion 1000 MM = 3.28 FT. & 1 SQ.MT. = 10.764 SQ.FT.

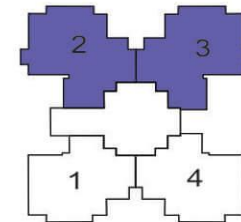
- Measurement of dimension are from unplastered wall to unplastered wall.
- Balcony dimension are inclusive of parapet wall & railing.
- Carpet Area as per RERA.



**TYPICAL UNIT PLAN**  
**3 BED + 3 TOI + SERVANT**  
 Carpet Area: 1010.192 sq. ft.  
 Built-up Area: 1342.258 sq. ft.  
**Saleable Area: 1670 sq. ft.**



**KEY PLAN**  
**G-6**




- NOTE :** Conversion 1000 MM = 3.28 FT. & 1 SQ.MT. = 10.764 SQ.FT.
- Measurement of dimension are from unplastered wall to unplastered wall.
    - Balcony dimension are inclusive of parapet wall & railing.
    - Carpet Area as per RERA.

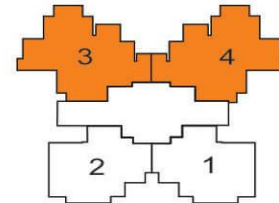


**TYPICAL UNIT PLAN  
3 BED + 4 TOI + SERVANT + STORE**

Carpet Area: 1137.852 sq. ft.  
 Built-up Area: 1481.113 sq. ft.  
**Saleable Area: 1860 sq. ft.**



**KEY PLAN  
G-10**



- NOTE :** Conversion 1000 MM = 3.28 FT. & 1 SQ.MT. = 10.764 SQ.FT.
- Measurement of dimension are from unplastered wall to unplastered wall.
  - Balcony dimension are inclusive of parapet wall & railing.
  - Carpet Area as per RERA.



12 M WIDE ROAD

16 M WIDE ROAD

12 M SERVICE ROAD

Proposed future Expansion

**TYPE**

-  G-T1-G-12 & G-14  
= 2,800' x 2,700' (7650 SQFT)
-  G-T1-G-13 & G-14  
= 2,800' x 2,700' + STUPEY (7650 SQFT)
-  G-4  
= 2,800' x 2,700' + STUPEY (7650 SQFT)
-  G-T & G-6  
= 2,800' x 2,700' (7650 SQFT)
-  G-T & G-8  
= 2,800' x 2,700' (7650 SQFT)
-  G-4, G-6, G-8 & G-10  
= 2,800' x 2,700' (7650 SQFT)
-  G-4  
= 2,800' x 2,700' (7650 SQFT)
-  G-T & G-10  
= 2,800' x 2,700' (7650 SQFT)
-  G-T & G-10  
= 2,800' x 2,700' (7650 SQFT)
-  G-T & G-10  
= 2,800' x 2,700' (7650 SQFT)
-  G-T & G-10  
= 2,800' x 2,700' (7650 SQFT)

<b>TYPE</b>	<b>Super area</b>	<b>Price</b>
2 BHK + 2T	950 Sq.ft	<u>ON REQUEST</u>
2 BHK + 2T + STUDY	1060 Sq.ft	<u>ON REQUEST</u>
2 BHK + 2T + STUDY	1185 Sq.ft	<u>ON REQUEST</u>
3 BHK + 2T	1280 Sq.ft	<u>ON REQUEST</u>
3 BHK + 2T (TYPE-1)	1470 Sq.ft	<u>ON REQUEST</u>
3 BHK + 2T (TYPE-2)	1470 Sq.ft	<u>ON REQUEST</u>
3 BHK + 3T + SER	1670 Sq.ft	<u>ON REQUEST</u>
3BHK + 4T + SER + STORE	1860 Sq.ft	<u>ON REQUEST</u>